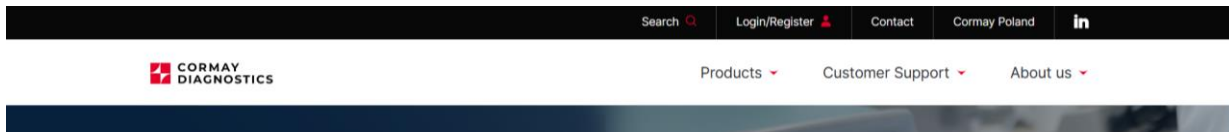
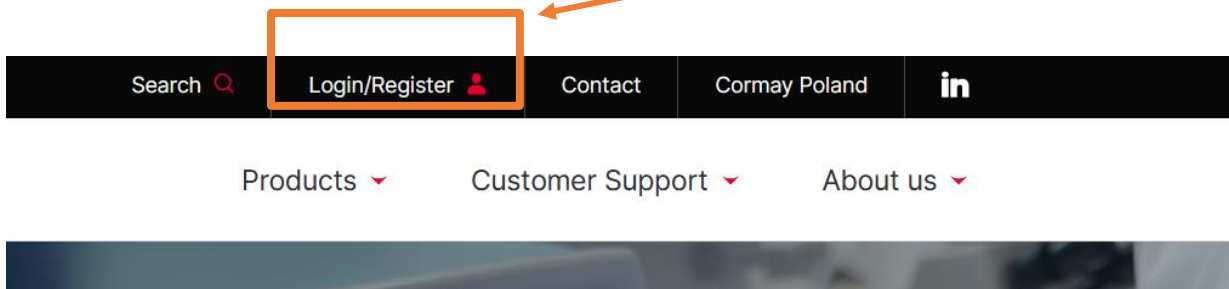


HOW TO DOWNLOAD THE SOFTWARE

1. Go to: <https://cormaydiagnostics.com/>



2. Go to section "Login/Register"




3. Login by your email and password

Log in

E-mail

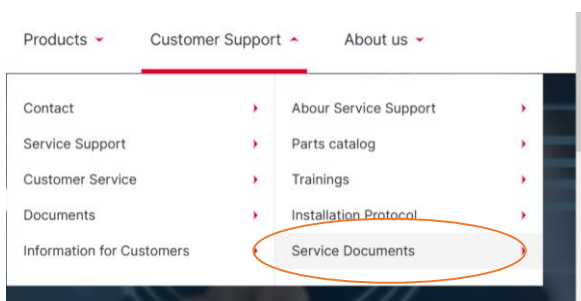
Password

I'm not a robot 

Log in >

If you do not have an account, please contact your Area Sales Manager.

4. Go to „Customer Support” -> “Service Support” -> „Service Documents”





5. Choose „Service support” -> „Hematology” -> „MYTHIC 70” -> “Software”

The screenshot shows a navigation menu with the following items: MSDS, IFU, DoC, Assay sheets, User Manual, Carryover, Service Support (highlighted with callout 1), and Applications - import files. Below this is an 'Application Guide' section with a grid of folders: Hematology (highlighted with callout 2), Clinical Chemistry, Urinalysis, and Veterinary. The next row contains MYTHIC 18, MYTHIC 22 (highlighted with callout 3), MYTHIC 22 AL, and MYTHIC 3CRP. The following row has MYTHIC 60, MYTHIC 70 (highlighted with callout 4), and Technical Notes. The final row includes Service Manuals, Software (highlighted with callout 4), and Technical Notes.

6. Download „M70 Software V0.5.0-005”

The screenshot shows the 'MYTHIC 70' section with four download links:

File Name	Download Link
MythicPrintingTool	Download
MythicPrintingTool Installation Procedure	Download
M70 Software V0.5.0-005	Download
M70 Software V0.5.0-005 Release Note	Download